



Technical data sheet

2024-13

## 9150 X15 Lumina

**Experience the ultimate blend of speed and quality with 9150 X15 Lumina where superior finish meets unparalleled efficiency.**

**X15 Lumina is a premium UHS 2K acrylic clear coat characterized with its high level of gloss and quick drying time. X15 Lumina was specially developed to replicate the original OEM structure on new or old cars enhancing the vehicle's appearance with a showroom-quality shine.**

**It delivers excellent performance when applied over various basecoat systems making it versatile across different types of paint jobs, providing flexibility for auto shops.**

**Fast drying at room temperature or drying at elevated temperatures maximizes productivity by reducing wait times, allowing for quicker job turnaround.**

**Long potlife and possibility to choose from three different hardeners and different thinners allows the use of X15 Lumina in different ambient conditions.**

- Dries rapidly, boosting shop productivity.
- Dry to polish (60 °C/140 °F): 15 min (after cooling down)
- Dry to polish (40 °C/104 °F): 25 min (after cooling down)
- Dry to polish (20 °C/68 °F): 3 - 4 h
- Long-lasting durability against environmental factors.
- Basecoats: Works with a wide range of basecoat systems
- Polishing: easy to sand and polish
- Compatible Hardener: 9330, 9350, 9370
- Dillution: 10 % with thinners 7050, 7070
- VOC 420 g/L

### Substrate preparation

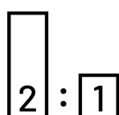
---

The base coat must be completely dry. Clear coat has been tested on WB and SB basecoats.

### Mixing ratio

---

## **9150 X15 Lumina**



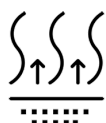
	By volume	By weight
9150 X15 Lumina	2	1000
9330/9350/9370 Hardener	1	500
7050/7070 Acrylic Thinner	5 - 10 %	60 - 120

### **Application**



Number of layers:	1,5 - 2	
Dry-film thickness [ $\mu\text{m}$ ]:	50 - 60	

### **Flash-off [20 °C/68 °F]**



Between coats [20 °C]:	5 - 10 min	
Before baking [20 °C]:	5 min	

### **Spray gun setup**



Nozzle:	1,2 - 1,4 mm	
Pressure (upper cup):	2 bar	
Pressure (suction cup)	Verify manufacturers' info	

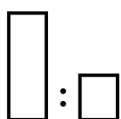
## **9150 X15 Lumina**

### **Drying**



	9330	9350	9370
Dust dry [20 °C]:	25 min	30 min	35 min
Dry to assemble [20 °C]:	2,5 - 3 h	3 h	3,5 - 4 h
Dry to assemble [40 °C]:	20 min	20 - 25 min	25 - 30 min
Dry to polish [20 °C]:	3 h	3 - 4 h	4 h
Dry to polish [40 °C]:	20 - 25 min	25 - 30 min	30 - 35 min
Dry to polish [60 °C]	10 - 15 min	15 min	20 min
Potlife [20 °C]:	60 min	60 min	60 min

### **Choosing the right hardener**



Choosing the right hardener according to the temperature and job size

Hardener:	9330	9350	9370
Hardener speed:	Fast	Standard	Slow
Application temperature:	15 - 20 °C	15 - 20 °C	20 - 30 °C
Substrate size/Job size:	small	all sizes	all sizes

Application temperatures below 15 °C/59 °F can result in more difficult application and less overspray absorption. It is strongly recommended that the clear coat is applied at a temperature higher than 15 °C/59 °F.

### **Complementary products**



Technical data sheet

2024-13

## 9150 X15 Lumina

### Hardener

9330 UHS hardener, Fast

9350 UHS hardener, Standard

9370 UHS hardener, Slow

### Thinners

7050 Acrylic Thinner, Standard

7070 Acrylic Thinner, Slow

## Testing of material

---

Any kind of testing of the applied material (adhesion test, stone-chip test, chemical resistance, salt chamber test ...) has to be done at least 15 days after the application.

## Packaging

---

Product no.	Description	Volume/Weight	Packaging [pcs/box]
9150-1	/	1 L	6
9150-5	/	5 L	3

## Volatile organic compounds

---

The VOC value for this product is 420 g/L

The product category is VOC 2004/42/IIIB(d)(420).

## Shelf life

---

Min. 24 months from the production date under normal storage conditions and unopened can.

## Additional information

---



Technical data sheet

2024-13

## 9150 X15 Lumina

FOR PROFESSIONAL USE ONLY!

Always read the instructions.

**IMPORTANT:** This product contains hazardous substances at work so it is necessary to always use/wear appropriate protective equipment. For further instructions, check the label on the product and safety data sheet. A person who uses the product for any purpose other than recommended in this technical data sheet, acts at his own risk. It is the user's responsibility to take all necessary steps to fulfil the local legislation.

Materials described are designed for application by professional, trained personnel using proper equipment and are not intended for sale to the general public.

Information and methods described are based on the best information and practices known to us and serve merely as guidelines for optimal use, without liability to performance, results or fitness for any intended use. We do not accept any responsibility for the behaviour of the product or damage arising from the use of the product. Before using the product, the user must check if this is the latest version.

All products mentioned in this data sheet are trademarks owned by Silco.